

## Single axial IEPE accelerometer



### Features

- Miniature cube
- 10mm cube size
- Adhesive or stud mounting
- Hermetic seal
- Annular shear mode
- Wide temperature range
- Wide frequency response

### Application

- Vibration monitoring
- Shock testing
- Road testing
- Modal analysis
- Aircraft testing

### Dynamic

PARAMETERS	VALUE	UNITS
Sensitivity, $\pm 10\%$ , 25°C	100	V/g
Acceleration range	50	g peak
Amplitude nonlinearity	1	%
Frequency response (+/-5%):	1-7,000	Hz
Frequency response (+/- 1dB):	1-10,000	Hz
Frequency response (+/- 3dB):	0.5-15,000	Hz
Resonance frequency	40	kHz
Transverse sensitivity, max	5	% Of axial
Temperature response: -50°C	-10	%
Temperature response: +120°C	+10	%

### Electrical

PARAMETERS	VALUE	UNITS
Power requirement:	voltage source	18 - 30
	current regulating diode	2 - 10
Electrical noise, Broadband Spectral(g):	5	$\mu\text{g}$
Output impedance, max	100	$\Omega$
Bias output voltage(typical)	10	VDC
Grounding	Case grounded	/

### Environmental

PARAMETERS	VALUE	UNITS
Temperature range.	-50 to 125	°C
Vibration limit	500	g peak
Shock limit	5,000	g peak
Electromagnetic sensitivity equiv g,max	70	$\mu\text{g/gauss}$
Sealing	Hermetic	/

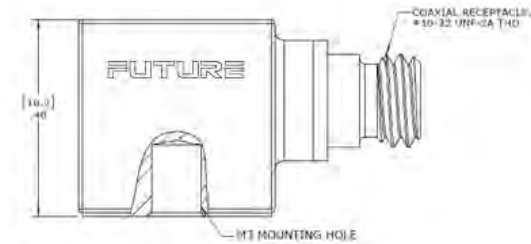
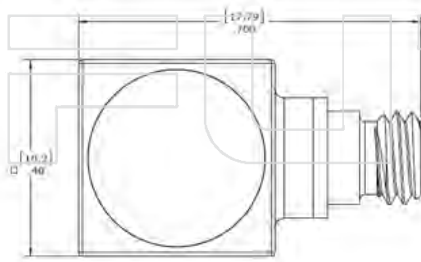
Base strain sensitivity, max	0.0002	g/ $\mu$ strain
------------------------------	--------	-----------------

## Physical

PARAMETERS	VALUE	UNITS
Sensing element design	PZT ceramic/shear	/
Weight	7	grams
Case material	Stainless Steel	/
Output connector	10-32	/

## Accessories

PARAMETERS	VALUE	UNITS
Mounting stud: M3 to M3, or customize(-C)	/	/
Calibration certificate	1	set
Option mating cable with BNC output: 11		
Note: Frequency response limits spectral and noise values are typical		



FUTURE



FUTURE reserves the right to make changes to any products or technology herein to improve reliability, function or design. FUTURE does not assume any liability arising out of the application or use of any product or circuit described herein; neither does it convey any license under its patent rights nor the rights of others.

## Cube IEPE accelerometer



### Features

- Miniature cube
- Adhesive or stud mounting
- Hermetic seal
- Annular shear mode
- Wide temperature range
- Wide frequency response

### Application

- Vibration monitoring
- Shock testing
- Road testing
- Modal analysis
- Aircraft testing

### Dynamic

PARAMETERS	VALUE	UNITS
Sensitivity, $\pm 10\%$ , 25°C	10	mV/g
Acceleration range	500	g peak
Amplitude nonlinearity	1	%
Frequency response (+/-5%):	1-7,000	Hz
Frequency response (+/-1dB):	1-10,000	Hz
Frequency response (+/-3dB):	0.5-15,000	Hz
Resonance frequency	40	kHz
Transverse sensitivity, max	5	% Of axial
Temperature response: -50°C	-10	%
Temperature response: +120°C	+10	%

### Electrical

PARAMETERS	VALUE	UNITS
Power requirement:	voltage source	18 - 30
	current regulating diode	2 - 10
Electrical noise, Broadband Spectral(g):	5	$\mu\text{g}$
Output impedance, max	100	$\Omega$
Bias output voltage(typical)	10	VDC
Grounding	Case grounded	/

### Environmental

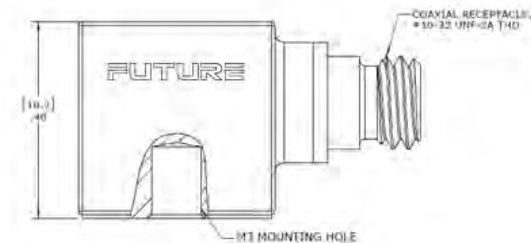
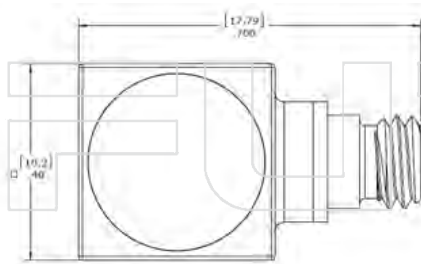
PARAMETERS	VALUE	UNITS
Temperature range.	-50 to 125	°C
Vibration limit	500	g peak
Shock limit	5,000	g peak
Electromagnetic sensitivity equiv g,max	70	$\mu\text{g/gauss}$
Sealing	Hermetic	/
Base strain sensitivity, max	0.0002	$\text{g}/\mu\text{strain}$

## Physical

PARAMETERS	VALUE	UNITS
Sensing element design	PZT ceramic/shear	/
Weight	7	grams
Case material	Stainless Steel	/
Output connector	10-32	/

## Accessories

PARAMETERS	VALUE	UNITS
Mounting stud: M3 to M3, or customize(-C)	/	/
Calibration certificate	1	set
Option mating cable with BNC output: 11		
Note: Frequency response limits spectral and noise values are typical		



FUTURE



FUTURE reserves the right to make changes to any products or technology herein to improve reliability, function or design. FUTURE does not assume any liability arising out of the application or use of any product or circuit described herein; neither does it convey any license under its patent rights nor the rights of others.